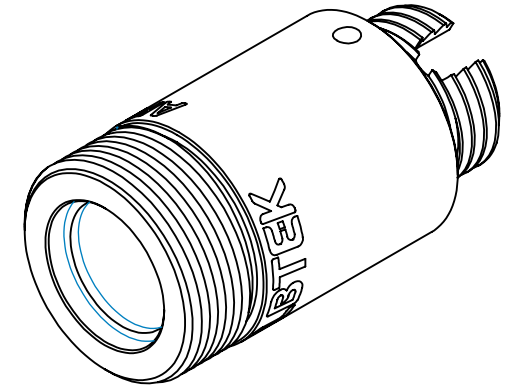
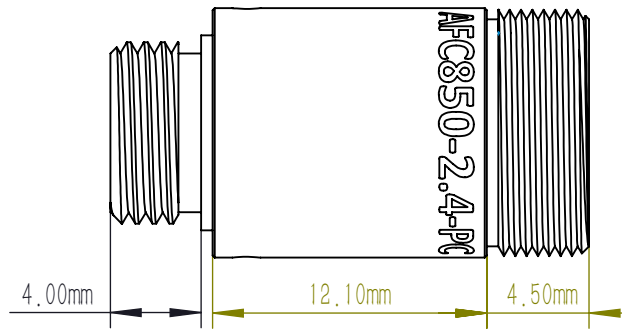
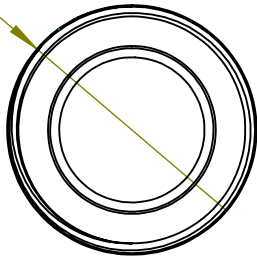


Ø 11.00mm



NOTE

1. OUTPUT BEAM DIAMETER: 2.4 mm
2. FULL ANGLE BEAM DIVERGENCE:  $\leq 0.04^\circ$
3. AR COATING: 700 nm–1100 nm
4. WAVELENGTH USED FOR ALIGNMENT : 850 nm
5. USE INTERFACES: FC/PC

DRAWING  
PROJECTION



**LBTEK**

	NAME	DATE	AFC850-2.4-PC			
DRAWN	BSHU	Aug./26th/24	$\lambda = 850$ nm FC/PC BEAM DIAMETER: 2.4 mm			
APPROVAL	WCHENG	Aug./26th/24	MATERIAL	WEIGHT	SCALE	REV
FOR INFORMATION ONLY NOT FOR MANUFACTURING PURPOSES			D-ZK3	13.5 g	2:1	B