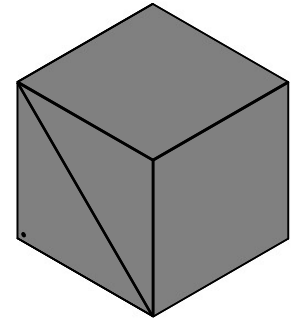
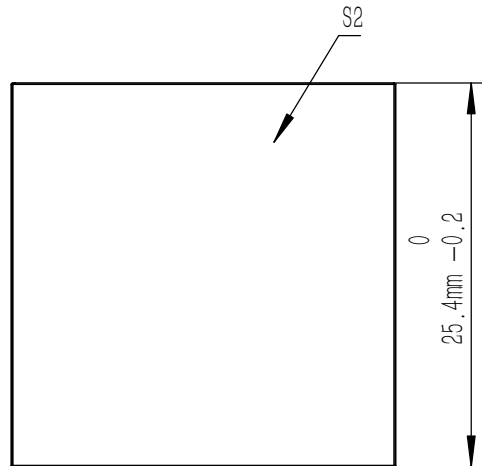
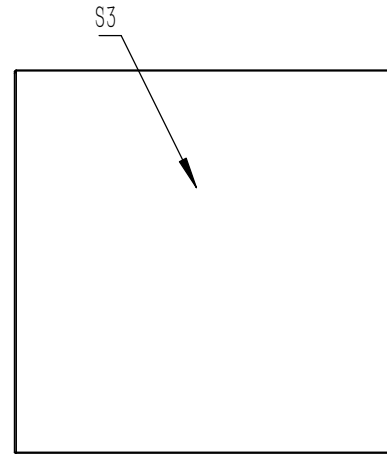


SPLITTING COATING(BEVEL FACE IN THE TRIANGULAR PRISM WITH DOT)



SCALE 1: 1

NOTES

1. CLEAR APERTURE: >80%CA
2. AR COATING(S1,S2,S3,S4): $R_{avg} < 0.5\%$ @1100 nm-1600 nm (6° AOI, SINGLE SURFACE)
3. ANGLE TOLERANCE: $\pm 5'$
4. COATING(S5): SPLITTING COATING
 $T_{abs} = (90 \pm 10)\%$, $R_{abs} = (10 \pm 5)\%$;
 $|T_s - T_p| < 10\%$, $|R_s - R_p| < 5\%$; $T_{abs} + R_{abs} > 90\%$ @1100 nm-1390 nm & 1430 nm-1600 nm
 $T_{abs} = (90 \pm 10)\%$, $R_{abs} = (10 \pm 7)\%$;
 $|T_s - T_p| < 10\%$, $|R_s - R_p| < 5\%$; $T_{abs} + R_{abs} > 90\%$ @1390 nm-1430 nm
5. GLUED(S5,S6): NOA61
6. SPLIT RATIO(R:T): 10:90
7. TRANSMITTED BEAM DEVIATION: $0^\circ \pm 5$ arcmin
8. REFLECTED BEAM DEVIATION: $90^\circ \pm 5$ arcmin
9. SURFACE QUALITY(S1,S2,S3,S4): 40/20(S/D)
10. WAVEFRONT ERROR(RMS): $\lambda/4$ @633 nm
11. SURFACE FLATNESS(S1,S2,S3,S4): $\lambda/4$ @633 nm
12. OTHER SURFACES: FINE GROUND
13. CHAMFER: 0.2 mm, 45°

DRAWING PROJECTION			LBTEK			
NAME	DATE					
			BS1419-C			
DRAWN	LTAN	Oct./10th/24	BEAM SPLITTER L=25.4 mm,R:T=10:90@1100 nm-1600 nm			
APPROVAL	WCHENG	Oct./10th/24	MATERIAL	WEIGHT	SCALE	REV
FOR INFORMATION ONLY NOT FOR MANUFACTURING PURPOSES			N-BK7	41.1 g	2:1	B