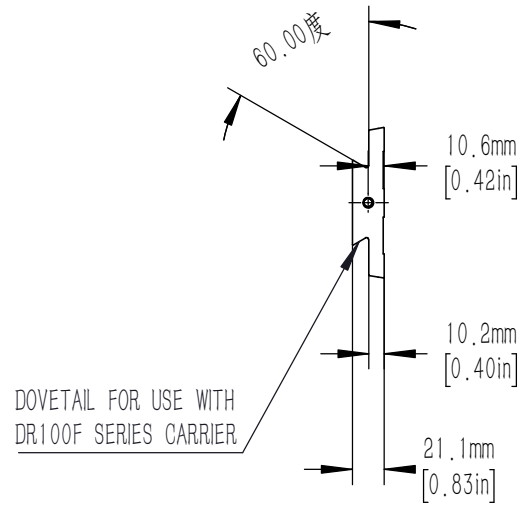
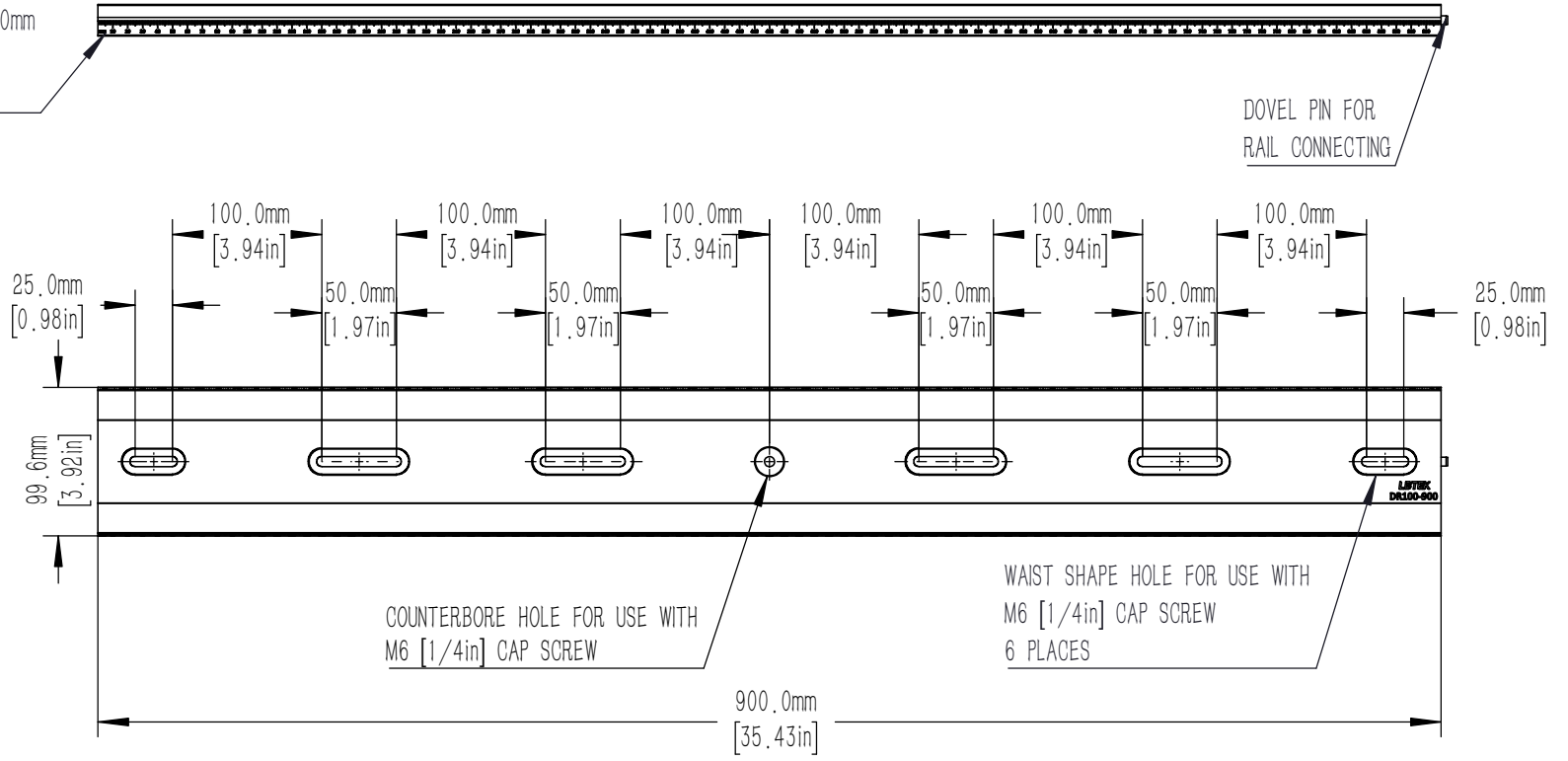


LASER ENGRAVING GRADUATIONS PER 10mm
FOR MORE ACCURATE ADJUSTMENTS
1 mm RESOLUTION

DOVEL PIN FOR
RAIL CONNECTING



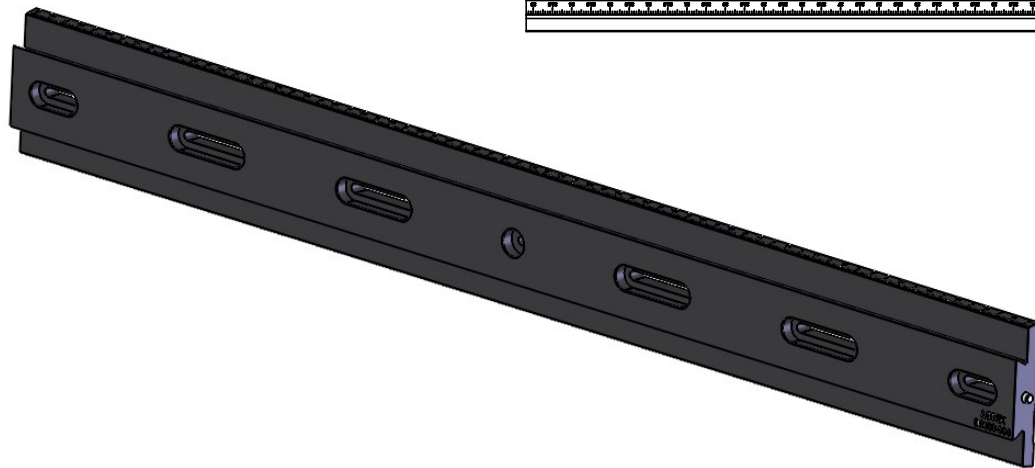
DOVETAIL FOR USE WITH
DR100F SERIES CARRIER.



COUNTERBORE HOLE FOR USE WITH
M6 [1/4in] CAP SCREW

WAIST SHAPE HOLE FOR USE WITH
M6 [1/4in] CAP SCREW
6 PLACES

LASER ENGRAVING GRADUATIONS PER 0.5in
FOR MORE ACCURATE ADJUSTMENTS
1/16 in RESOLUTION



DRAWING PROJECTION			LBTEK			
NAME	DATE					
			DR100-900			
DRAWN	SSO	JUN./25th/23	PRECISION 100MM DOVETAIL-TYPE OPTICAL GUIDE RAIL			
APPROVAL	ZXU	JUN./25th/23	MATERIAL	WEIGHT	SCALE	REV
FOR INFORMATION ONLY NOT FOR MANUFACTURING PURPOSES			ALUMINIUM	3.472 Kg	1:5	B